

MONAFRAME

Patio Doors



**MONARCH**

lifestyle



And for creating that 'garden-room' you couldn't choose better than Monafame Sliding Patio Doors or Double French Doors - both in a wide choice of styles and finishes - we're sure you'll find one that's exactly right for you.

Remember, all Monafame maintenance free doors are precisely fitted into their own rigid frames to resist warping, sticking, draughts and "unwelcome visitors".





Sliding Patio Doors

All our sliding patio doors have advanced security features, so whether you decide to have them looking directly over your garden or linking your home to the conservatory - you can be sure your home is well protected. The slim good looks of

Monaframe will provide you with the best possible outlook. And when the outlook is anything but bright, the overlapping panel design and facility for optimum double glazing will keep you warm and secure.



In addition to designing in security, ventilation with a neat integral ventilator to allow you control the ventilation and create the ideal atmosphere. And you can choose from two, three or four pane designs.



Sliding Patio Doors and Double French Doors

Whatever your requirements, our extensive range will allow you to achieve the desired effect.

So whether you're dreaming of those long summer evenings with the cool drinks on the patio – or just sitting comfortably in your living room - you can be confident that your Monaframe doors will keep you and your family safe and secure after you're locked up and tucked up.

With Monaframe, dreams can become reality.

A stylish choice

Complement the smooth lines of your sliding Patio Doors from a wide choice of matching or contrasting handles.



Advanced Security Features

Our Sliding Patio Doors feature our Monalock[®] multipoint locking system for peace of mind.

Four separate locking bolts with mushroom heads locate into a strong stainless steel keep fixed in the frame and are deadlocked by turning the key in the 5 pin cylinder.

In addition, they have permanent anti-lift blocks to prevent the panels being lifted out – and overlapping interlocking stiles to prevent them being prised apart.

For enhanced security, a hook and shoot bolt variant is available. This also offers a lockable vented position for full height ventilation. Allowing fresh air in but preventing pets and children getting out.

On our Double French Doors, in addition to the Monalock[®] Security Locking System featured on the entrance doors, there are top and bottom flush bolts and an overlapping feature to prevent the doors being prised open.


Our investment in security

Unfortunately these days, home security is at the forefront of peoples minds and is a higher priority than ever before.

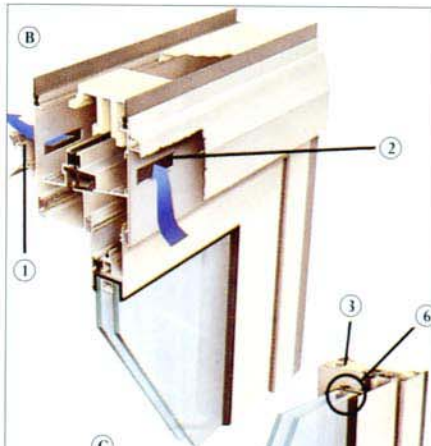
Happily, Monaframe doors and windows, apart from requiring no added reinforcement because of their solid construction, are equipped with the latest security locking systems contained within the inherently strong aluminium frames and call upon Monarch's unrivalled design ingenuity and experience.

A combination tough enough to deter not only the opportunists, but the most determined burglar too.

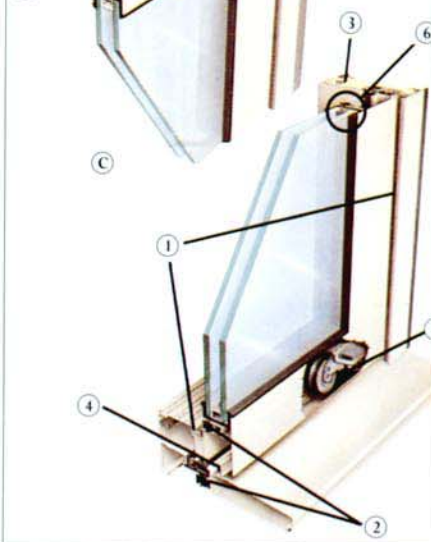
(A) Cut-away section through a Monaframe entrance door showing (1) the slimness of the door and frame, (2) the high performance weatherseal, (3) the weatherbar, (4) the 'wraparound' glazing system which means that the glass is actually built into the door, (5) the thermal barriers and (6) foam for efficient thermal insulation.



(B) Cut-away of the top of a patio panel and frame, showing (1) the controllable hidden night ventilator, with (2) insect and fly screen.



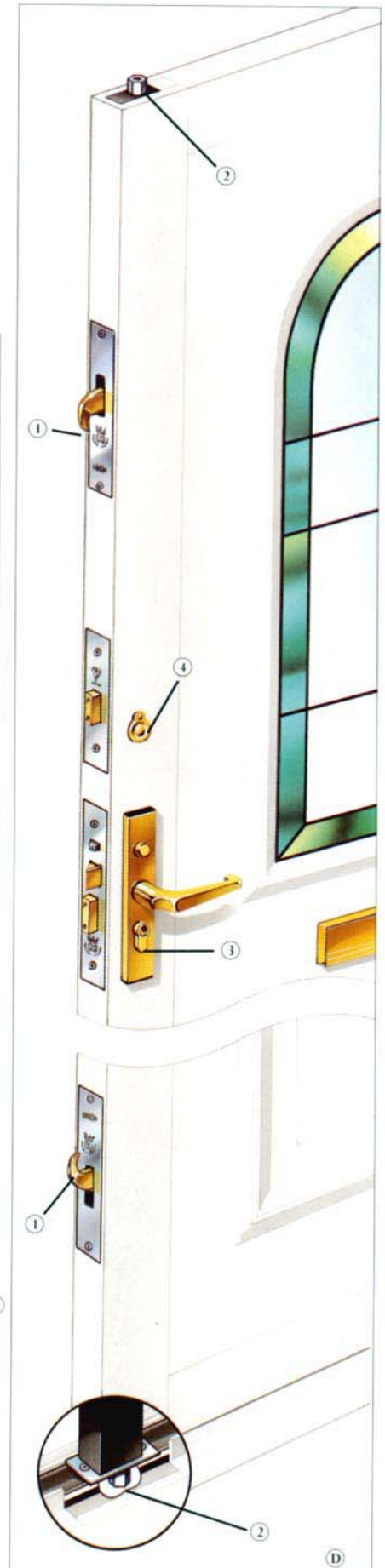
(C) Cut-away of the bottom of a sliding patio door panel showing (1) the high performance weatherseals, (2) thermal barriers, (3) foam insulation, (4) stainless steel track, (5) tandem rollers for smooth trouble free operation, and (6) glass built into the panel for increased security.



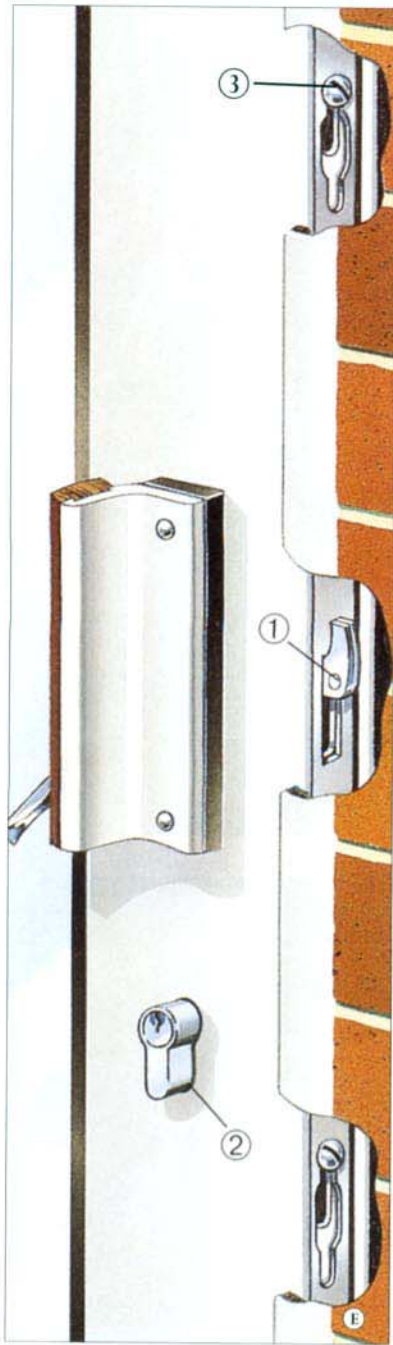
(D) (Far Right ►)

A four point multi-point lock with hook bolts is fitted on all doors as standard with additional options available to allow you greater choice in finding the right combination of security and style for your home.

(1) The upper and lower of the four bolts are hook shaped to prevent the door leaf being levered away from the frame. (2) High security shoot bolts top and bottom can be specified to secure the door in six separate places. (3) Security key cylinder with anti-drill inserts. A safeguard which is offered as an optional extra. (4) 'Kitemarked' Deadlock to BS3621, another security option available to keep out the intruder. This high quality lock is often specified by insurance companies. Check your policy for details.



secures your investment



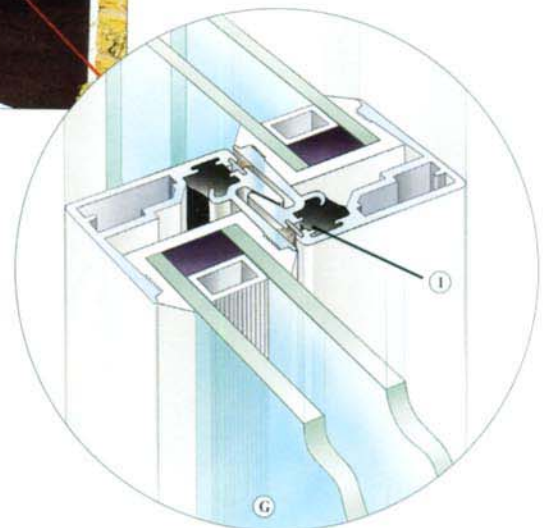
Ⓔ Cut-away of the Monalock® Security Locking System showing the optional centre hook lock (1), which secures the door to the frame, and security key cylinder with anti-drill inserts (2) available when the shoot head bolt option is specified. (3) The heads of the 4 locking bolts locate behind heavy gauge stainless steel keeps to prevent the door being forced from the frame.



Ⓕ All sliding patio door frame heads are fitted with (1) anti-lift blocks to prevent the door panels being lifted out of the frame, and (2) optional shoot bolts which allow the door to be held partially open for the flow of fresh air but stops toddlers or pets getting out. Our 'anti-slam' feature avoids damage to the locking mechanism should the door be slammed closed.



Ⓖ When closed, the sliding panel (1) interlocks with the fixed panel to prevent them being levered apart.



Optional timber subframes

Your Monafame doors or side panels can be fitted into timber subframes.

This can sometimes be preferable when there is a need to match existing door and window styles.

